

CALL OR WRITE FOR MORE  
INFORMATION ON OUR  
OTHER STYLES OF CASES  
RANGING FROM HEAVY-  
DUTY (ATA STYLE), TO  
LIGHTFLITE, TO BUCKLES  
& STRAPS-TELESCOPING  
LID CASES. REMEMBER,  
WE WILL WORK WITH YOU  
TO CUSTOM DESIGN ANY  
STYLE CASE TO MEET YOUR  
SPECIFIC REQUIREMENTS.

TO PLACE AN ORDER,  
OR FOR ADDITIONAL INFOR-  
MATION, PLEASE CONTACT  
OUR OFFICE, TODAY:

**CABBAGE  
CASES inc.**  
*Since 1974*

1166-C STEELWOOD ROAD  
COLUMBUS, OH 43212-9924  
800-888-2495  
614-486-2495  
FAX 486-2788

# HEAVY- & DUTY LIGHTFLITE CASES



**CABBAGE  
CASES inc.**  
*Since 1974*


# NOT ALL CASES ARE

BUILDING ON A TRADITION OF QUALITY AND CRAFTSMANSHIP SINCE 1974, CABBAGE CASES HAS BECOME ONE OF THE NATION'S LEADING MANUFACTURERS OF CUSTOM-DESIGNED SHIPPING AND CARRYING CASES. NO MATTER WHAT YOU NEED — FROM BRIEFCASE TO AUTOMOBILE SIZE — CABBAGE CASES ARE IDEAL FOR COMPUTERS, TRADESHOW EXHIBITS, ELECTRONICS, SCIENTIFIC AND AUDIO-VISUAL EQUIPMENT.


EVERY CABBAGE CASE IS CUSTOM-DESIGNED TO SATISFY YOUR SPECIFIC REQUIREMENTS. BEFORE WE EVEN BEGIN WORKING ON YOUR CASE, WE WILL THOROUGHLY ANALYZE THE PROJECT'S UNIQUE REQUIREMENTS AND SPECIFICATIONS. THIS ENABLES US TO PROVIDE YOU WITH COMPLETE DETAILS CONCERNING PROPOSED CASE SIZE, WEIGHT, AND SHIPPING GUIDELINES... INCLUDING A FIRM PRICE QUOTE. THE

RESULT IS A SUPERIOR, CUSTOM-DESIGNED, PERSONALIZED PIECE OF EQUIPMENT, INDIVIDUALLY SERIAL-NUMBERED FOR YOUR CONVENIENCE AND PROTECTION.

EITHER OUR HEAVY-DUTY (ATA STYLE) OR LIGHTFLITE STYLE IS BOUND TO BE JUST RIGHT FOR YOUR INDIVIDUAL APPLICATION. BOTH LINES ARE CONSTRUCTED FROM THE FINEST, MOST DURABLE MATERIALS APPOINTED



KEY LOCK



COMBINATION LOCK



LIGHTFLITE

# CREATED EQUAL

WITH CONTINUOUS PIANO  
HINGES; NICKEL-PLATED  
STEEL CORNERS, LATCHES


AND HANDLES; AND THE  
FINEST INDUSTRIAL GRADE  
ADHESIVES.

## THE CABBAGE GUARANTEE.

MADE IN THE USA, CABBAGE CASES ARE CONSTRUCTED FROM THE FINEST MATERIALS. WE GUARANTEE THAT EVERY CABBAGE CASE WILL BE FREE OF DEFECTS IN CONSTRUCTION, WORKMANSHIP, AND MATERIALS FOR ONE FULL-YEAR. WE WILL REPLACE OR REPAIR, AS APPROPRIATE, ANY CASE FOUND TO BE DEFECTIVE DURING THIS PERIOD OF TIME. WE ARE UNABLE TO HONOR ANY OTHER WARRANTY, OBLIGATION, OR LIABILITY.



THE CHROME-PLATED STEEL EXTENSION-HANDLE LOCKS INTO PLACE FOR EASY TRANSPORTING; RUGGED 3" TILT-WHEELS ARE ENGINEERED INTO THE CASE STRUCTURE FOR EASY MANEUVERABILITY.



**CABBAGE  
CASES inc.**  
Since 1974

HEAVY-DUTY



EXTENSION-HANDLE



TILT-WHEELS

# HEAVY-DUTY

# LIGHTFLITE

HEAVY-DUTY CASES ARE DESIGNED TO PROVIDE MAXIMUM PROTECTION FOR ITEMS BEING SHIPPED BY COMMERCIAL TRUCKS, AIRLINES OR OTHER CARRIERS. FEATURES INCLUDE:

**A.** 1/4 INCH PLYWOOD SIDEWALL. (3/8 & 1/2 INCH ALSO AVAILABLE.)

**B.** NICKEL-PLATED STEEL VALANCE REINFORCEMENT.

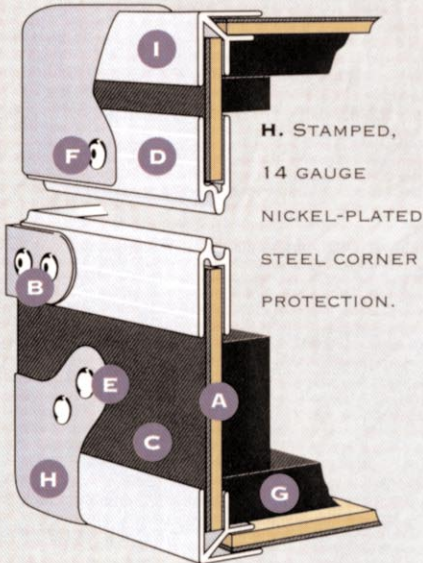
**C.** .040 ABS OUTER SERVICE.

**D.** DUSTPROOF, EXTRUDED ALUMINUM INTERLOCKING VALANCE.

**E.** NICKEL-PLATED STEEL SPLIT RIVETS.

**F.** STAINLESS STEEL BLIND RIVETS.

**G.** SHOCK-ABSORBING POLYESTER AND/OR POLYETHYLENE FOAM INTERIOR.



**H.** STAMPED, 14 GAUGE NICKEL-PLATED STEEL CORNER PROTECTION.

**I.** .060 EXTRUDED ALUMINUM DOUBLE-CHANNEL EDGE PROTECTION.

LIGHTFLITE CASES ARE CONSTRUCTED OF TOUGH, .098 ABS PLASTIC, THERMOFORMED TO SHAPE. EXTREMELY RUGGED AND DURABLE, BUT AS THE NAME IMPLIES, THEY'RE MUCH LIGHTER THAN TRADITIONAL CASES.

LIGHTFLITE CASES ARE IDEAL FOR HAND CARRYING AND SHIPPING UNDER YOUR OWN SUPERVISION. FEATURES INCLUDE:

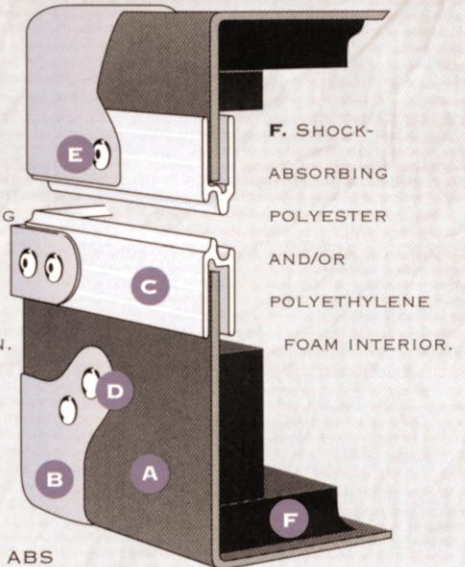
**A.** HIGH IMPACT .098 ABS PLASTIC BODY.

**B.** STAMPED, NICKEL-PLATED STEEL CORNER PROTECTION.

**C.** DUSTPROOF, EXTRUDED ALUMINUM INTERLOCKING VALANCE.

**D.** NICKEL-PLATED STEEL SPLIT RIVETS.

**E.** STAINLESS STEEL BLIND RIVETS.



**F.** SHOCK-ABSORBING POLYESTER AND/OR POLYETHYLENE FOAM INTERIOR.