


CALL OR WRITE FOR MORE INFORMATION ON OUR OTHER STYLES OF CASES RANGING FROM HEAVY-DUTY (ATA STYLE), TO LIGHTFLITE, TO BUCKLES & STRAPS-TELESCOPING LID CASES. REMEMBER, WE WILL WORK WITH YOU TO CUSTOM DESIGN ANY STYLE CASE TO MEET YOUR SPECIFIC REQUIREMENTS.

TO PLACE AN ORDER, OR FOR ADDITIONAL INFORMATION, PLEASE CONTACT OUR OFFICE TODAY:

**CABBAGE
CASES** inc.
Since 1974

1166-C STEELWOOD ROAD
COLUMBUS, OH 43212-1356
800-888-2495
614-486-2495
FAX 486-2788
WWW.CABBAGECASES.COM

E I A * RACKMOUNT CASES




**CABBAGE
CASES** inc.
Since 1974

The following information is provided to help you determine which rackmount case is best for you. Your case will be determined by your equipment's specifications, it's accessibility once on location, and your transportation needs. Also, please discuss your truck pack requirements and any issues which may not be addressed here so that we can provide you with an easier and more efficient life on the road.

Cabbage cases has been manufacturing rackmount cases for over 25 years. We are continually developing new technologies to manufacture the strongest, most protective cases the audio visual industry, industrial engineers, and the entertainment industry demands.


Why rackmount cases?

RACKMOUNT CASES ARE MANUFACTURED TO ACCOMMODATE THE STANDARDS OF THE E.I.A. AND OFFER THE CONVENIENCE OF STACKING YOUR EQUIPMENT IN A CUSTOM LAYOUT AND MAINTAINING ALL OF YOUR CONNECTIONS. THIS ALLOWS YOU TO USE YOUR EQUIPMENT WHILE IT REMAINS INSIDE THE CASE, SAVING BOTH SPACE AND VALUABLE SET-UP TIME WHILE CONTINUING TO PROTECT YOUR EQUIPMENT DURING OPERATION. WITH FRONT AND REAR OPENINGS, YOUR EQUIPMENT IS EASILY ACCESSIBLE. THEREFORE, ALL YOU NEED TO DO IS REMOVE THE LIDS, PLUG IN THE POWER, AND YOU'RE READY TO GO.



EZ Shock Rackmount Case

THIS CASE IS MANUFACTURED ACCORDING TO OUR HEAVY-DUTY (ATA STYLE) SPECIFICATIONS WITH RACK RAILS SUPPORTED ON MOTOR MOUNTED PLASTIC SIDE PANELS. THIS CASE WILL OFFER PROTECTION WHEN SHIPPING YOUR EQUIPMENT THROUGH COMMON CARRIERS, AND IS LIGHT ENOUGH TO BE CARRIED AROUND TOWN. WHEN SIZE, WEIGHT, AND BUDGET ARE THE MOST IMPORTANT, AND YOU CAN'T AFFORD TO SACRIFICE DURABILITY, THE EZ SHOCK RACKMOUNT CASE IS THE STYLE FOR YOU.



What is the E.I.A.??

THE E.I.A. (ELECTRONICS INSTITUTE OF AMERICA) IS AN INSTITUTE WHICH HAS DEFINED THE UNIVERSAL STANDARDS FOR ELECTRONIC EQUIPMENT AND THEIR COMPONENTS,

INCLUDING THE STANDARDS FOR RACKMOUNTABLE EQUIPMENT. THIS INSTITUTE HAS SET THE STANDARDS FOR ELECTRICAL SPECIFICATIONS SUCH AS COLOR CODING RESISTERS ACCORDING TO


NUMBER OF OHMS, AS WELL AS SPECIFICATIONS WHICH DIRECTLY CONCERN THE CASE INDUSTRY, SUCH AS SPACING OF RACK UNITS, WIDTH OF RACK UNITS AND THE DISTANCE BETWEEN MOUNTING HOLES.

Rack in a Case (REMOVABLE RACK IN A FOAM LINED CASE)
WHEN YOUR SHIPPING NEEDS AND FORMAL PRESENTATIONS MUST WORK TOGETHER, THE RACK IN A LIFT-OFF LID CASE

OFFERS THE PROTECTION AND VERSATILITY YOU NEED. THIS COMBINATION ALLOWS YOU TO COMPLETELY REMOVE THE RACK FROM THE FOAM LINED CASE AND PLACE IT ONTO A

TABLE OR OTHER SURFACE. THIS STYLE OF RACKMOUNT CASE OFFERS PROTECTION WHEN SHIPPING YOUR EQUIPMENT UNDER THE MORE STRENUOUS CONDITIONS OF

COMMON CARRIERS, WHILE ALLOWING THE INNER RACK TO REMAIN COSMETICALLY CLEAN AND EASILY USED IN SMALL PRESENTATION SPACES ONCE REMOVED FROM THE CASE.

**Double Cover Shockmount**

WHILE THE OUTER SHELL OF THIS CASE IS MANUFACTURED TO OUR HEAVY-DUTY (ATA STYLE) SPECIFICATIONS, THIS STYLE OF RACKMOUNT CASE CONTAINS AN INNER PLYWOOD

BY A SHOCK ABSORBING MECHANISM COMBINING FOAM AND RUBBER MOTOR MOUNTS. THIS CASE OFFERS THE CONVENIENCE OF THE EZ SHOCK RACKMOUNT CASE WHILE OFFERING THE PROTECTION OF SHIPPING YOUR EQUIPMENT UNDER THE MOST STRENUOUS CONDITIONS.

**CABBAGE
CASES inc.**
Since 1974

Before we build your custom made case, please consider the following issues:

A. NUMBER OF RACK UNITS.

THE E.I.A. HAS SET THE SPACING OF RACK UNITS AT
1 SPACE=1³/₄".

B. DISTANCE THE RACK RAILS ARE RECESSED INTO THE CENTER SECTION OF THE CASE.

THIS IS DETERMINED BY WHETHER THE EQUIPMENT TO BE MOUNTED INTO THE CASE CONTAINS HANDLES, KNOBS, SWITCHES, CABLES, ETC. ALONG ITS FRONT OR REAR PANEL, AND WHETHER YOU WANT THESE PROTRUSIONS TO BE FLUSH WITH THE CENTER SECTION OF THE CASE, RECESSED INSIDE THE CENTER SECTION, OR EXTEND OUT FROM THE CENTER SECTION AND INTO THE LID.

C. DEPTH OF CENTER SECTION.

ONCE YOU HAVE DETERMINED THE DISTANCE THE RAILS WILL BE RECESSED INTO THE CENTER SECTION OF THE CASE, THE DEPTH OF THE CENTER SECTION IS DETERMINED BY THE DEPTH OF THE EQUIPMENT TO BE MOUNTED INTO THE CASE AND ADDED TO THE RECESS OF THE FRONT RAILS (AND REAR RAILS IF APPLICABLE).

D&E. LID DEPTHS

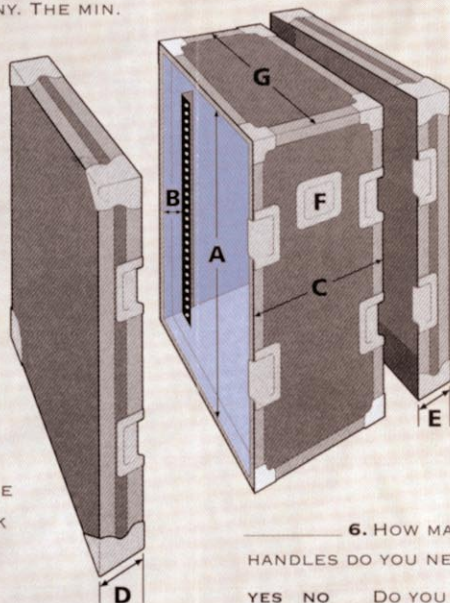
THE LID DEPTHS ARE DETERMINED BY THE DISTANCE IN WHICH THE PROTRUSIONS OF YOUR EQUIPMENT WILL EXTEND INTO ONE OR BOTH SIDES OF THE LIDS, IF ANY. THE MIN. LID DEPTH IS 2 ¹/₄" (INSIDE DIMENSION) NOT INCLUDING FOAM.

F. NUMBER OF HANDLES AND THEIR PLACEMENT

THIS WILL DEPEND UPON THE WEIGHT OF YOUR EQUIPMENT AND THE SIZE OF THE CASE. WE RECOMMEND HANDLES ON THE LIDS OF LARGER CASES.

G. LEFT TO RIGHT DIMENSION IF YOUR EQUIPMENT IS NOT E.I.A. WIDTH.

(THE E.I.A. HAS SET THE STANDARD FOR RACKMOUNT WIDTH AT 19" (18 ⁵/₁₆" FROM CENTER HOLE TO CENTER HOLE.) IF YOUR EQUIPMENT IS NOT STANDARD E.I.A. WIDTH, WE CAN INSTALL SHELVES AND THEN SECURE YOUR EQUIPMENT FROM MOVING WITH SHOCK ABSORBING FOAM.



After reading about the different styles presented in this brochure, determine the style that meets your requirements (EZ Shock, Double Cover Shockmount, or Rack In a Case) and then consider the following questions. Please don't hesitate to call us at 800-888-2495, we will be happy to help you with the details.

_____ 1. HOW MANY RACK UNITS DO YOU NEED? (A)

_____ 2. WHAT DISTANCE DO YOU NEED THE FRONT RAILS RECESSED INTO THE CENTER SECTION? (B)

_____ 3. HOW MUCH DISTANCE DO YOU NEED BEHIND THE RAILS?

_____ 4. WHAT DEPTH DO YOU NEED THE CENTER SECTION TO BE? (C)

_____ 5. WHAT LID DEPTHS DO YOU NEED? (D&E)

_____ 6. HOW MANY HANDLES DO YOU NEED? (F)

YES NO DO YOU NEED HANDLES ON THE LIDS?

_____ IF YES, HOW MANY?

OPTIONS:

YES NO 1. DO YOU NEED REAR RAILS?

_____ IF YES, WHAT DISTANCE DO YOU NEED THE REAR RAILS RECESSED INTO THE CENTER SECTION OF THE CASE?

_____ WHAT DISTANCE DO YOU NEED BETWEEN FRONT AND REAR RAILS?

YES NO 2. DO YOU NEED DRAWERS?

YES NO DO YOU NEED SHELVES?

YES NO 3. DO YOU NEED TABLE LEGS?

(AVAILABLE IN LARGER DOUBLE COVER SHOCKMOUNT CASES ONLY - TABLE LEGS ARE MOUNTED INTO ONE OR BOTH LIDS TO FORM A TABLE.)

YES NO 4. DO YOU NEED CASTERS?

(WITH THE CASTER OPTION, A ³/₄" BIRCH CASTERBOARD PAINTED BLACK IS INCLUDED.)

YES NO 5. DO YOU NEED A KEYLOCK?

(DOUBLE COVER RACKMOUNT CASES NEED AT LEAST 4 KEYLOCKS.)